
MedCup

Instructions for Use

The MedCup is designed to aid in the taking of pills and to help overcome the gag reflex often associated with pill taking.

- Clean the Cup with mild soap and water prior to use.
- Pour water into the Cup using the graduations on side for reference. For best results, do not exceed 100ml of water.
- Place the pill on the recessed "Pill Shelf" inside the Cup (see Fig. 1).
- Align the Pill Shelf side of the Cup with your mouth.
- Drink the water taking care to open your mouth well. The pill will be washed gently down the throat.
- When not in use, we recommend keeping the Travel Lid on the Cup for cleanliness.

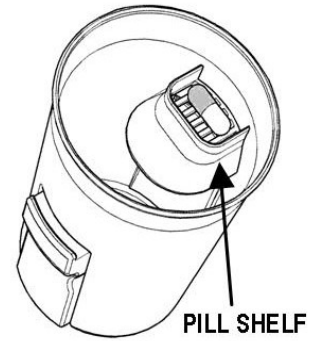


Fig. 1

Removable Pill Holder

- Open the Pill box by pulling down at the top (see Fig. 2).
- The Pill Box may be removed for use as separately or for cleaning by pushing down on top of the Box.
- Replace the Pill Box by reversing the motion until the box "clicks" into place (see Fig. 3).

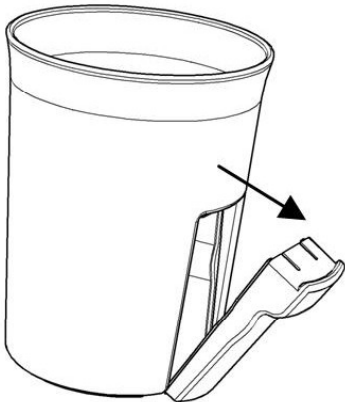


Fig. 2

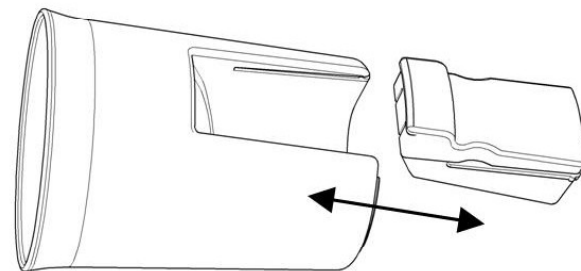


Fig. 3

NOTE: The manufacturer and distributor of this product make no claims, open or implied, about the efficacy of this product. When used properly in the manner described, the MedCup has been shown to be an aid in the oral dosing and compliance of tablet and capsule medications.